
ANASAZI LTDA

James M. Burwick
jamesburwick@anasazi-ltda.com
<https://anasazi-ltda.com>
(+55) 12 996 766 323 Whatsapp
(+598) 94 262 722 Mobile/Uruguay

SPECIFICATIONS – DERIVA
Alejandro Bottino Maxi Dolphin 62ab



GENERAL INFORMATION

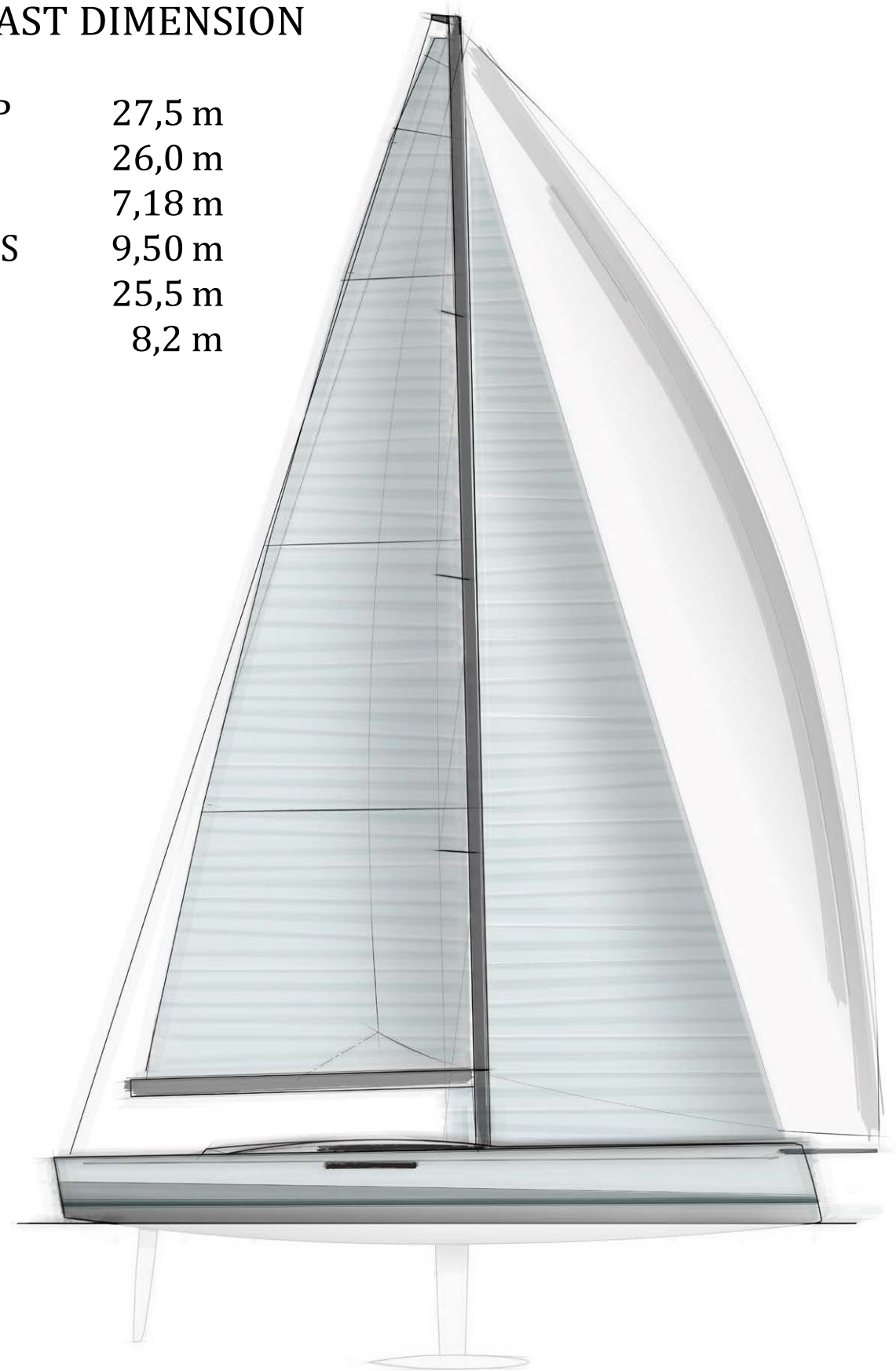
Manufacturer/Model	Maxi Dolphin 62 ab
Designer	Alejandro Bottino
Year	2020
Boat Name	Deriva
Category	Sail
New or Used	Used
Sale Status	Available
Price	On request
Tax/VAT Status	Tax not paid
Lying	Varazze, Italy

SPECIFICATIONS


LOA	18.9m (62'0")
LWL	17.6m (57'0")
Beam	5.4m (17'0")
Draft	3.4m (11'0")
Displacement	22000kg
Keel Type	Fin Keel
Hull Construction	Carbon epoxy sandwich
Engine	Volvo Penta D3-150 150hp
Bow thruster	Max power VIP250
Generator	Onan 9,5 Kw
Service batteries	Gel Victron energy 800Ah
Electronics	Raymarine
Watermaker	Schenker modular 100lt/h
Air conditioning	Frigomar
Berths	6
Cabins	3

MAST DIMENSION

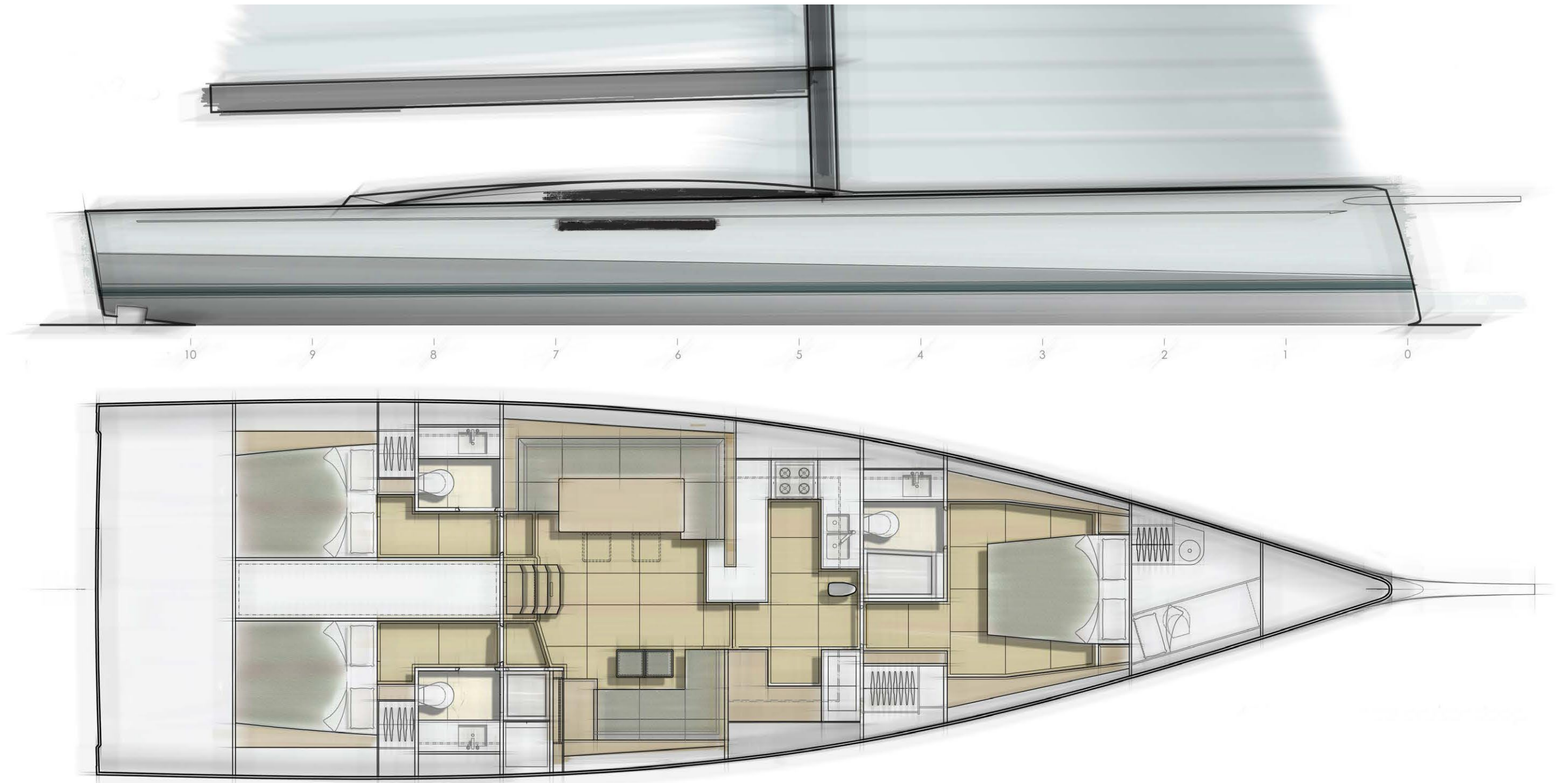
ISP	27,5 m
IM	26,0 m
J	7,18 m
TPS	9,50 m
P	25,5 m
E	8,2 m



DECK PLAN



INTERIOR LAYOUT



CONSTRUCTION

RCD Status:

- The yacht conforms with the essential safety requirements of Directive 94/25EC (Recreational Craft Directive) and is categorised A – “Ocean”
- Hull and deck construction drawings examined by RINA

Hull, Deck & Superstructure Construction:

- Full carbon, superstructure and deck construction
- Sandwich layup carbon-epoxy fibre, vacuum-laminated with a Corecell centre and then post-cured at 60 degrees centigrade.
- Grey painted topsides with contrasting white stripes
- White painted superstructure and cockpit coamings
- Teak laid side decks, coachroof and cockpit

Keel & Rudder:

- Stainless steel fin keel with lead bulb fixed
- Caron fibre balanced rudder blade with JP3 bearings

MACHINERY

Engine & gearbox:

- Volvo Penta D3-150 5-cylinder 150hp diesel engine
- Reduction gearbox with shaft drive
- Fresh-water cooled engine.
- Single lever engine control.

Maintenance & Performance:

- Engine serviced annually

Propulsion & Steering:

- Max-Power VIP250 retractable 24vDC bowthruster
- Stainless steel shaft with feathering/folding propeller
- Steering wheel consoles to port and starboard with Isotop carbon fibre helm wheels
- Emergency tiller



SPECIFICATION

ELECTRICAL SYSTEMS

Voltage systems:

- 24vDC domestic systems plus 12vDC generator start circuit with 220vAC via shore-power, generator or inverter

Battery Banks:

- 24vDC 800ah AGM service battery bank

Charging / Inverter:

- Automatic battery charger
- Inverter

Alternator:

- 24vDC engine-mounted alternator

Generator:

- Onan 9.5kw 220vAC 50Hz diesel generator
- Generator serviced annually

Other Electrical:

- Electrical control panel with thermal breakers
- 220vAC shore power supply protected with differential breaker and distribution system.
- 220vAC sockets throughout interior

PLUMBING & GAS SYSTEMS

Fresh Water:

- 24vDC pressurised fresh water system
- The hot freshwater circuit is led into a well-insulated hot water tank, heated by engine or 220vAC immersion heater element

Fresh Water:

- 24vDC watermaker

Bilge Pumps:

- 24vDC electric bilge pumps with overrides at DC panel

TANKAGE

Fuel:

- 900 litres fuel capacity
- Filling of fuel tanks is through deck inlet.
- Fuel level monitoring

Fresh Water:

- 700 litres fresh water capacity
- Filling of water tanks is through deck inlet.
- Water level monitoring

Holding Tanks:

- Black water holding tanks

NAVIGATION & COMMUNICATION EQUIPMENT

- Raymarine instrument package consisting of:-
- 2x 16" Axiom chart plotter displays at chart table
- 2x 12" Axiom chart plotter displays at helm pedestals
- 3x Axiom 9" displays at mast
- Quantum radar scanner – mast mounted
- Autopilot
- GPS
- AIS

Communications Equipment:

- Raymarine VHF with DSC

DOMESTIC EQUIPMENT

Galley:

- Miele 220vAC electric cook top and oven
 - Miele 220vAC microwave oven
 - Frigonautica Stainless steel front opening fridge
 - Frigonautica Stainless steel top opening fridge and freezers
-

SPECIFICATION

- 220vAC dishwasher
- Twin sinks with thermostatic mixer tap

Heads:

- 24vDC electric heads
- Hot & cold pressurised water supplies with showers

Laundry:

- 220vAC washer/dryer

Air-Conditioning:

- Dometic 220vAC reverse-cycle air-conditioning system with 39,000 BTU output and VARC48 variable capacity chiller. Outlets in all cabin spaces.

Entertainment:

- TV
- Stereo system

ACCOMMODATION

Summary of Accommodation:

- Large living area midships, at the bottom of the stairs, and side windows with also a sizeable amount of full-height glass.
- Using a solution that is often seen on big boats, the kitchen is a bit further forward, below the mast, and is slightly lower.
- The entire bow area, with its a double cabin, bathroom and walk-in cupboard suite, is given over to the owner.
- Going aft, there are two traditional double rooms for guests
- There is a small room in the bow, with separate access, for the crew.

Accommodation Finish:

- The interiors feature bleached oak with a horizontal grain.
- The furnishings and internal bulkheads have been made using a lightweight sandwich technique.
- Light panelling and anthracite fabrics.



SPECIFICATION

DECK EQUIPMENT

Rig:

- Hall Spars carbon fibre keel-stepped mast with three-sets of swept-back spreaders
- Hall Spars carbon fibre racing boom with racks
- Barmar sub-deck powered genoa furler
- Self-tacking tracks and additional sheeting tracks for genoa
- Hydraulic vang
- Navtec stainless steel rod standing rigging
- Harken deck gear

Winches:

- 2x Harken self-tailing powered winches for all sheets and halyard controls

Sails:

- North Sails 3di Endurance fully-battened mainsail
- North Sails 3di Endurance self-tacking jib with vertical battens
- North Sails 3di Endurance staysail
- North Sails code 0
- North Sails A2 asymmetric
- One Sails 13.11 Warp-drive cruising mainsail
- One Sails 13.11 Warp-drive cruising self-tacking jib
- One Sails cruising A3 asymmetric

General:

- Solimar flush deckhead hatches
- Teak cockpit table with folding leaves
- Stainless steel pulpit and pushpits with teak seats
- Double guard lines and stainless steel stanchions.

Anchoring & Mooring:

- Lewmar 24vDC electric anchor windlass with remote control
- Fenders

Covers, Cushions & Canvas:

- Sprayhood with stainless steel frame
- Bimini with stainless steel frame
- Cockpit table cover
- Hatch covers
- Helm wheel covers

SAFETY EQUIPMENT

General note on safety equipment: Any safety equipment such as liferafts, Epirbs, fire extinguishers and flares etc. are usually personal to the current owner(s) and if being left on-board as part of the sale of a used vessel may require routine servicing, replacement, or changing to meet a new owners specific needs.









